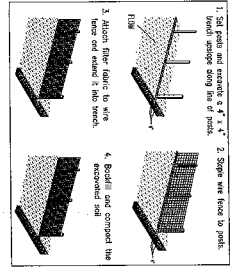
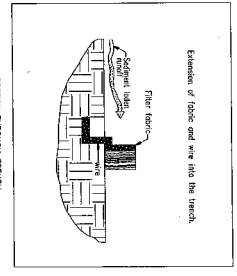


THE DESIGN AND CONSTRUCTION OF THESE FILTER BARRIERS SHALL BE IN ACCORDANCE WITH THE DESIGN AND CONSTRUCTION SPECIFICATIONS FOR FILTER BARRIERS AND SLOPE PROTECTION. THE DESIGN AND CONSTRUCTION SHALL BE IN ACCORDANCE WITH THE DESIGN AND CONSTRUCTION SPECIFICATIONS FOR FILTER BARRIERS AND SLOPE PROTECTION. THE DESIGN AND CONSTRUCTION SHALL BE IN ACCORDANCE WITH THE DESIGN AND CONSTRUCTION SPECIFICATIONS FOR FILTER BARRIERS AND SLOPE PROTECTION.



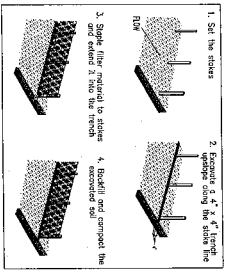
**SILT FENCE PLACEMENT NOTES:**

1. Silt fence and concrete 4" x 4" x 4" silt fence shall be placed in a trench.
2. Silt fence shall be placed in a trench.
3. Silt fence shall be placed in a trench.
4. Silt fence shall be placed in a trench.
5. Silt fence shall be placed in a trench.
6. Silt fence shall be placed in a trench.
7. Silt fence shall be placed in a trench.
8. Silt fence shall be placed in a trench.



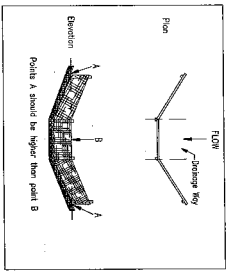
**SILT FENCE PLACEMENT NOTES:**

1. Silt fence shall be placed in a trench.
2. Silt fence shall be placed in a trench.
3. Silt fence shall be placed in a trench.
4. Silt fence shall be placed in a trench.
5. Silt fence shall be placed in a trench.
6. Silt fence shall be placed in a trench.
7. Silt fence shall be placed in a trench.
8. Silt fence shall be placed in a trench.



**SILT FENCE PLACEMENT NOTES:**

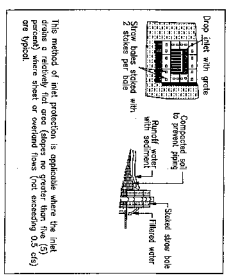
1. Silt fence shall be placed in a trench.
2. Silt fence shall be placed in a trench.
3. Silt fence shall be placed in a trench.
4. Silt fence shall be placed in a trench.
5. Silt fence shall be placed in a trench.
6. Silt fence shall be placed in a trench.
7. Silt fence shall be placed in a trench.
8. Silt fence shall be placed in a trench.



PLACEMENT OF STAPLED FILTER BARRIERS IN DRAINAGE WAY

**FILTER BARRIER PLACEMENT NOTES:**

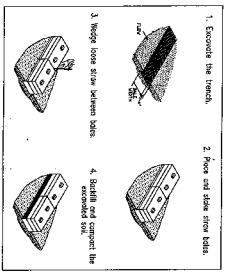
1. Silt fence shall be placed in a trench.
2. Silt fence shall be placed in a trench.
3. Silt fence shall be placed in a trench.
4. Silt fence shall be placed in a trench.
5. Silt fence shall be placed in a trench.
6. Silt fence shall be placed in a trench.
7. Silt fence shall be placed in a trench.
8. Silt fence shall be placed in a trench.



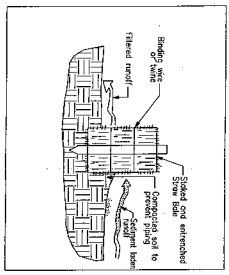
PLACEMENT OF STRAW BALE BARRIERS IN DRAINAGE WAY

**STORM DRAIN INLET PROTECTION NOTES:**

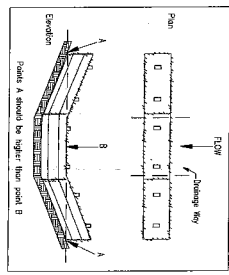
1. Silt fence shall be placed in a trench.
2. Silt fence shall be placed in a trench.
3. Silt fence shall be placed in a trench.
4. Silt fence shall be placed in a trench.
5. Silt fence shall be placed in a trench.
6. Silt fence shall be placed in a trench.
7. Silt fence shall be placed in a trench.
8. Silt fence shall be placed in a trench.



PLACEMENT OF STRAW BALE BARRIERS IN DRAINAGE WAY



PLACEMENT OF STRAW BALE BARRIERS IN DRAINAGE WAY



PLACEMENT OF STRAW BALE BARRIERS IN DRAINAGE WAY

**STRAW BALE PLACEMENT NOTES:**

1. Silt fence shall be placed in a trench.
2. Silt fence shall be placed in a trench.
3. Silt fence shall be placed in a trench.
4. Silt fence shall be placed in a trench.
5. Silt fence shall be placed in a trench.
6. Silt fence shall be placed in a trench.
7. Silt fence shall be placed in a trench.
8. Silt fence shall be placed in a trench.

**BRISTON & SEDIMENT CONTROL**  
**STANDARD DETAILS DISTRICT**  
 CLEBROOK TOWNSHIP  
 CLEBROOK COUNTY, OHIO

CS  
 100% SUBMITTAL  
 60% SUBMITTAL

3-02-07  
 11-17-04  
 7-07-04  
 5-28-04  
 2-18-04

SANTORO ENGINEERING COMPANY  
 3000 W. MAIN ST.  
 CLEVELAND, OHIO 44115  
 PHONE: (440) 291-2800  
 FAX: (440) 291-2800

DATE: 11-17-04  
 DRAWN BY: J. SANTORO  
 CHECKED BY: J. SANTORO  
 IN CHARGE: J. SANTORO

SCALE: AS SHOWN

DATE: 11-17-04

13 OF 13